





 Soil cultivation

 Planting

 Harvesting

 Storage

 Grading

CP
CUP PLANTERS

dewulf
enjoy growing

PRECISION-PLANTING

The CP cup planter has been designed for potato growers who demand the most reliable planting precision. A high planting capacity, low maintenance costs and a very easy to use control system, possibly in combination with GPS (option), ensure that each and every farmer

can work more efficiently. The CP is perfectly suited for combining multiple operations in a single working pass. This saves you labour, machines and fuel. As a result, the CP is the most economical cup planter on the market!



SIMPLER

Due to the user-friendly control terminal, planting with the CP planter is a very pleasant experience. By making use of GPS, the CP can map out the parcel. The machine will subsequently control that planting is performed accurately, allowing you to focus completely on the planting process.

MORE PRECISE

The CP planter guarantees the most accurate, consistent planting distance and depth. Our Precision-Planting system ensures the perfect placement of the seed potatoes, with even spacing, at the correct depth and in a single line in the middle of the ridge.

MORE EFFICIENT

The CP enables more efficient working for each and every potato grower. Because the CP is highly suited as a combination machine, several working passes can be combined. Best-in-class modularity and efficiency!

CP 22 FARMER (61-76 CM)

The CP 22 Farmer, a mounted 2-row cup planter, is a light and inexpensive machine that is especially suited for smaller row distances (61 - 76 cm).



TECHNICAL SPECIFICATIONS

Number of rows	2
Variant	Mounted
Row distance [cm]	61 to 76
Bunker type	Fixed
Bunker capacity [kg]	550
Drive	Mechanical
Planting capacity ~25 cm, 6 km/h	0.75 ha/h

CP 22 FARMER (75-91,4 CM)

The CP 22 is the best choice for professional potato growers that use a row distance of between 75 and 91.4 cm. The mounted 2-row planter is a very compact and manoeuvrable combination.



TECHNICAL SPECIFICATIONS

Number of rows	2
Variant	Mounted
Row distance [cm]	75 to 91,4
Bunker type	Fixed
Bunker capacity [kg]	550
Drive	Mechanical
Planting capacity ~25 cm, 6 km/h	0.75 ha/h

CP 42 MOUNTED

Short and manoeuvrable, the lifted CP 42 is the best choice for potato growers who desire high capacity. The mounted planter is ideal for working with small headlands, allowing you to make optimal use of your parcel. In practice, the CP has proven to be the planter with the most constant planting accuracy. The large bunker and the potato-friendly planting element complete this versatile planter.



TECHNICAL SPECIFICATIONS

Number of rows	4
Variant	Mounted
Row distance [cm]	75, 80, 85 or 90
Bunker type	Fixed or tipping
Bunker capacity with a row distance of 75 cm [kg]	1200 (fixed) 1850 (tipping)
Bunker capacity with a row distance of 90 cm [kg]	1400 (fixed) 2000 (tipping)
Drive	Mechanical or hydraulic
Planting capacity ~25 cm, 6 km/h	1.5 ha/h

CP 42 TRAILED

The trailed CP 42 has the same unique properties as the mounted machine. A large difference is formed by the enormous bunker with a capacity of up to 3.6 tonnes of seed potatoes. You will now only require little time for otherwise time-consuming tasks such as filling your bunker, as a result of which you can use your valuable time effectively on the important work – planting your potatoes.



TECHNICAL SPECIFICATIONS

Number of rows	4
Variant	Trailed
Row distance [cm]	75, 80, 85 or 90
Bunker type	Tipping
Bunker capacity with a row distance of 75 cm [kg]	3000
Bunker capacity with a row distance of 90 cm [kg]	3600
Drive	Mechanical or hydraulic
Planting capacity ~25 cm, 6 km/h	1.5 ha/h

CP 42 SMART-FLOAT GII

The CP 42 Smart-Float GII combines soil cultivation, planting and ridging in a single working pass to save growers time, money and man hours. Both the working depth of the cultivator and the planting depth can be set and adjusted independently of one another from the HMI display in the tractor cabin. With this generation of Smart-Float, the furrow opener beam is mounted to the planter itself with hydraulic cylinders for greater accuracy of the depth control. During planting, measuring systems ensure that the rotary cultivator always loosens the required amount of soil and that the planting depth of the furrow openers remains constant to the contours of the field.



TECHNICAL SPECIFICATIONS

Number of rows	4
Variant	Trailed
Row distance [cm]	75
Max. working depth [cm]	25
Bunker type	Tipping
Bunker capacity [kg]	3500
Drive	Hydraulic
Planting capacity ~25 cm, 6 km/h	1.5 ha/h

CP 42 XTREME

When you want to plant 4 rows and use the largest bunker available on the market, then the robust CP 42 Xtreme provides the right solution. Due to a bunker capacity of no less than 4500 kg, you will lose a minimum amount of time on refilling your bunker.



TECHNICAL SPECIFICATIONS

Number of rows	4
Variant	Trailed
Row distance [cm]	75 to 96 (30"-38")
Bunker type	Tipping
Bunker capacity [kg]	4500
Drive	Hydraulic
Planting capacity ~25 cm, 6 km/h	1.5 ha/h

CP 62 XTREME

The CP 62 Xtreme is a wide, trailed, 6-row cup planter that has a minimum ground pressure due to its large wheels. Transporting via the road can optionally be performed by using a portal drawbar lengthwise. Changing from the transport position to the operating position only requires a mere 15 minutes.



CP 82

The CP 82, a trailed 8-row cup planter, is an impressive feat of efficient and precise planting. Thanks to the generously dimensioned bunker, your capacity will be increased considerably. The CP 82 is available in 2 types: CP 82 8x75 and CP 82 Xtreme. Transporting via the road can optionally be performed by using a portal drawbar lengthwise. Changing from the transport position to the operating position is possible in a mere 15 minutes.



TECHNICAL SPECIFICATIONS

Number of rows	6
Variant	Trailed
Row distance [cm]	75 to 95 (30"-38")
Bunker type	Tipping
Bunker capacity [kg]	7000
Drive	Hydraulic
Planting capacity ~25 cm, 6 km/h	2,25 ha/h

TECHNICAL SPECIFICATIONS

	CP 82 8X75	CP 82 XTREME
Number of rows	8	8
Variant	Trailed	Trailed
Row distance [cm]	75	75 to 95 (30"-38")
Bunker type	Tipping	Tipping
Bunker capacity [kg]	7000	9000
Drive	Hydraulic	Hydraulic
Planting capacity ~25 cm, 6 km/h	2,25 ha/h	3 ha/h

THE HEART OF THE CUP PLANTER

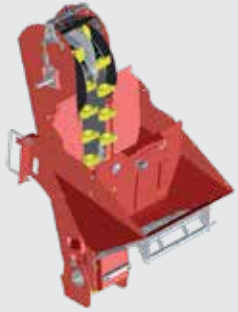
Planting with the greatest of precision? This is possible with the CP cup planters. The unique parabolic planting tube was developed to plant the potato as accurately and reliably as possible. Specially shaped cups, in combination with eccentric agitators, ensure the accurate singling of the potatoes and misses are prevented. The optical miss detection performed by the so-called Eagle-Eye system, monitors the planting process closely and

provides the information that you require for an even cultivation and a high yield. Due to the small bottom roller, the potato falls in a tight line towards the centre of the seedbed. In combination with the covering discs positioned closely to the planting element, the correct position of the tuber is ensured, even at high driving speeds.



- Intake
- Singulation
- Transporting
- Optical detection
- Cleaning of the cups





PLANTING ELEMENT

Practice is the best teacher. Our developers have incorporated the requests from the users into the design of our unique planting element. The potato-friendly cups that are positioned at a forward angle of 8 degrees in the upwards section, ensure the excellent pick-up and singulation of the potatoes, even in hilly terrain. The large top roller in combination with the parabolic planting tube, which is positioned in the downwards section at a forward angle of 20 degrees, provides each individual tuber with the perfect starting position for the most accurate placement.



MOVING FLOOR

The bottom of the planting element is equipped with a moving floor. This moving, trapezoid-shaped grid prevents the formation of bridges of the potatoes and as a result creates a perfect flow of the seed potatoes to the pick-up section of the planting element. Due to the constant supply of potatoes, their singulation can be performed easily. Loose sprouts and soil is carried away before it can reach the planting tube. Because the moving floor can be uncoupled with a single action, the planter can be emptied easily.



CLEANING BRUSHES

The integrated cleaning brushes in the planting tube increase the ease of use and improve the quality of the planting result. These prevent contamination of the cups and as a result the damaging of the seed potatoes. The brushes clean the cups after each revolution. An additional advantage is that the singulation remains constant, in this manner safeguarding the planting result. You no longer have to interrupt the planting in order to perform tedious and time-consuming cleaning work.



FURROW OPENER

The unique V-shaped furrow opener is equipped with a small chisel that makes a sharp furrow. The loose soil created at the bottom prevents the seed potato from rolling. The shape of the furrow opener also crumbles a small amount of loose soil on top, which clamps the tuber in the furrow. The result is the precision placement of the tuber and an optimum start of the growing process for the potato plant. The specially shaped furrow opener prevents roll-up, is easy to pull and produces a good flow of soil around the tuber. The planting depth can be set easily by means of the large depth control discs mounted on the opener beam, on which the furrow openers are also mounted. The parallelogram suspension is responsible for the constant planting depth, even across the width of the machine. This is how the CP plants the seed potatoes in a straight line at a constant planting depth. This is Precision-Planting!

ULTIMATE EASE OF USE

Ease of use is the starting point during the development of all our cup planters. Thanks to our HMI (Human Machine Interface), working with the hydraulically driven planters is exceptionally pleasurable. The control system supports the driver and takes over many of the tasks. Furthermore, all the planting statistics are displayed on the well-organized screen of the HMI operator terminal. It is simple to connect a GPS signal from your tractor or

stand-alone system to our control system, which gives access to the unique GPS Planting-Comfort or GPS Planting-Control option. You can easily set your planting parcel from the cabin. In combination with the Row-Stop option, the spray tracks and headlands can be entered automatically. This enables you to respond effectively to changing circumstances and efficiently adapt the planting adjustments to any situation..



JOYSTICK

Connection of an optional joystick with five programmable functions to the control system is as easy as can be.



OPTIONS



FERTI-FLOW

The Ferti-Flow uses large stainless steel tanks and provides a high capacity. The fertiliser dispensing rate per hectare is infinitely adjustable. The granulate flows between large discs located 5 cm to the right and left of the seed potato, so the granulate does not come into contact with the tuber.



SPRAY SET AND/OR GRANULATE APPLICATOR

Various options, such as a spray set and/or granulate applicator, allow you to equip your trailed cup planter for specific crops. The automatic application of granulate is dependent on the driving-speed, resulting in consistent release. Having other options switch on and off at the same time can be set via the operator terminal, and the user has options ranging from manual control of plant protection product application to leaving everything to the system to be performed automatically.



EAGLE-EYE

The optical miss detection 'Eagle-Eye' registers each individual tuber. This is performed in the planting tube. The system operates very accurately by utilising two sensors for the issuing of the signal to the control terminal located in the cabin. The user can set a limit beforehand for the percentage of misses. When this threshold is exceeded, the system will issue both a visual as well as an audible signal. As a result, the user can check and modify the planting adjustments in a timely and adequate manner.

GPS PLANTING-COMFORT / PLANTING -CONTROL

For the farmer who places the very highest requirements on ease of use, efficiency and precision, Dewulf has developed the GPS Planting-Comfort and GPS Planting-Control options. This easy-to-operate system automates many tasks.

GPS Planting-Comfort is extremely efficient for fields with gussets and corners. The GPS coordinates of your field are collected by driving around your parcel just one time, entering A-B lines or loading Shape files. Based on this GPS data, our software controls all rows, individually or simultaneously, switching them on and off as the planter crosses into or out of the inner field. The system also automatically creates spray tracks, making this effortless as well. The result? Ease of use, efficiency, straight headland lines and no costly waste of (expensive) seed potatoes.

Variable, mechanised application of plant protection products and fertiliser is handled efficiently by GPS Planting-Control. Moreover, you can perform place-specific planting, granulate spreading and fertilising, all independently of each other.

OPTIONS



HYDRAULIC DRIVE

Ease of use and extreme precision are the 2 greatest advantages for the farmer to choose a hydraulically driven planter. A central hydraulic motor powers all planting elements and can be operated via the control terminal located in the cabin. From his seat, the user can set the planting distance of 3.8 to 50 cm, in each case in increments of one mm.



CAGE ROLLERS

The cage rollers are mainly suitable for ridge forming in lighter soils. Considerable advantages here are the loose soil and the open structure of the ridge. Moreover, water, nutrients and heat can more easily penetrate the ridge. These can be additionally equipped with ridge erasers. (Option is not available on the CP 22 Farmer)



RIDGING HOOD WITH MR-CONTROL

Ridging straight away ensures that the tuber is planted exactly in the middle of the definitive ridge and improved moisture retention is maintained during the growing season. Ridges of the very highest quality are achieved through the use of MR-Control. Sensors continuously measure the quantity of loose soil in the ridging hood (rather than pressure in the hydraulic cylinders), after which the position of the ridging hood is automatically adjusted.



EROSION-STOP

Erosion can be a big problem when growing crops in ridges on hilly parcels. The water has difficulty penetrating the soil and is likely to run off. This is detrimental to the top soil, nutrients and phyto-products. To prevent this, Dewulf developed the patented Erosion-Stop. (This option is only available on the CP 42.)



PORTAL DRAWBAR

When you want to perform soil cultivation and planting in one working pass, a portal drawbar is available to reach over the cultivator. The planter can be connected to either the tractor or, in the field, to the cultivator itself. (The option is only available on the trailed CP 42, CP 42 Xtreme, CP 62 Xtreme and CP 82)



ROW-STOP & SHIFT

With the Row-Stop, each planting element can be switched on and off individually. With the Row-Stop & Shift, an additional actuator is fitted to the outside rows to make these planting elements 11% faster. As a result, 11% more potatoes can be planted on the outsides of the spray tracks and parcel edges.



Models, versions, technical specifications, illustrations and other information in this brochure are always subject to change. Dewulf reserves the right to make changes to models, versions, technical specifications or other information at any time and without prior notice, and is under no obligation to make any such changes to previously purchased equipment.

Kleasterdyk 43
8831 XA Winsum
The Netherlands

+32 51 20 58 71
www.dewulfgroup.com
info@dewulfgroup.com

dewulf
enjoy growing